

Giving in Maine 2019



A snapshot of giving from the Maine Philanthropy Center

Based on latest available FY2016 data

Giving by individuals in Maine is incredibly important to our state.

In 2016, individuals in Maine reported over

\$492 Million

in charitable deductions on their taxes.

This represents an **increase of \$29 million** from 2015. Charitable deductions have increased 16% in the last 5 years.



Charitable Deductions

21% of all Mainers—at virtually every income level—report charitable giving on their tax returns.

But not all giving is reported on tax returns. According to Giving USA Foundation estimates, declared charitable deductions represent approximately 80% of total charitable giving by individuals.

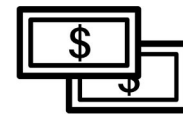
An estimated 53% of Mainers donated \$25 or more to charity in 2016.



Volunteering

39% of all Mainers volunteered in 2017. Those 425,000 people contributed nearly \$950 million worth of labor. That's the equivalent of each volunteer donating almost \$2,235.

Maine currently ranks **9th in the country** for hours volunteered per person.



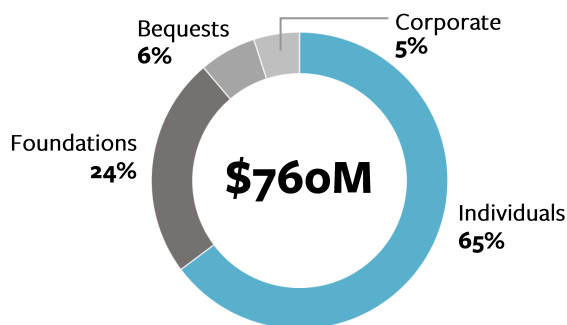
And Bequests

An additional \$47 million was donated through bequests in 2016.

Bequests are assets given in a will after death. In 2016, 46 estates of more than \$5.45 million were settled in Maine, 19 of which had charitable bequests.

The number and dollar amount of bequests vary widely from year to year.

Total Charitable Giving in Maine (2016)



Maine nonprofits depend on donations from individuals.

Individual giving and bequests from individuals made up over 70% of total charitable giving in 2016.

Sources: IRS Statistics of Income (2016); "Volunteering in America 2018," "Volunteering and Civic Life in America 2016" - Corporation for National and Community Service; "Giving USA" (2017,2018)

Mainers are charitable across the state.

People all across Maine gave charitably in 2016.

Cumberland is Maine’s most populous county and led the state in total income, total charitable deductions, and giving per capita. As shown in the map on the right, Cumberland County reported more than twice the total charitable deductions as second-ranked York County.

Knox County led in giving as a percentage of income.

Piscataquis County is Maine’s least-populated county, with the lowest total income and charitable giving in 2016.

What causes do Mainers support?

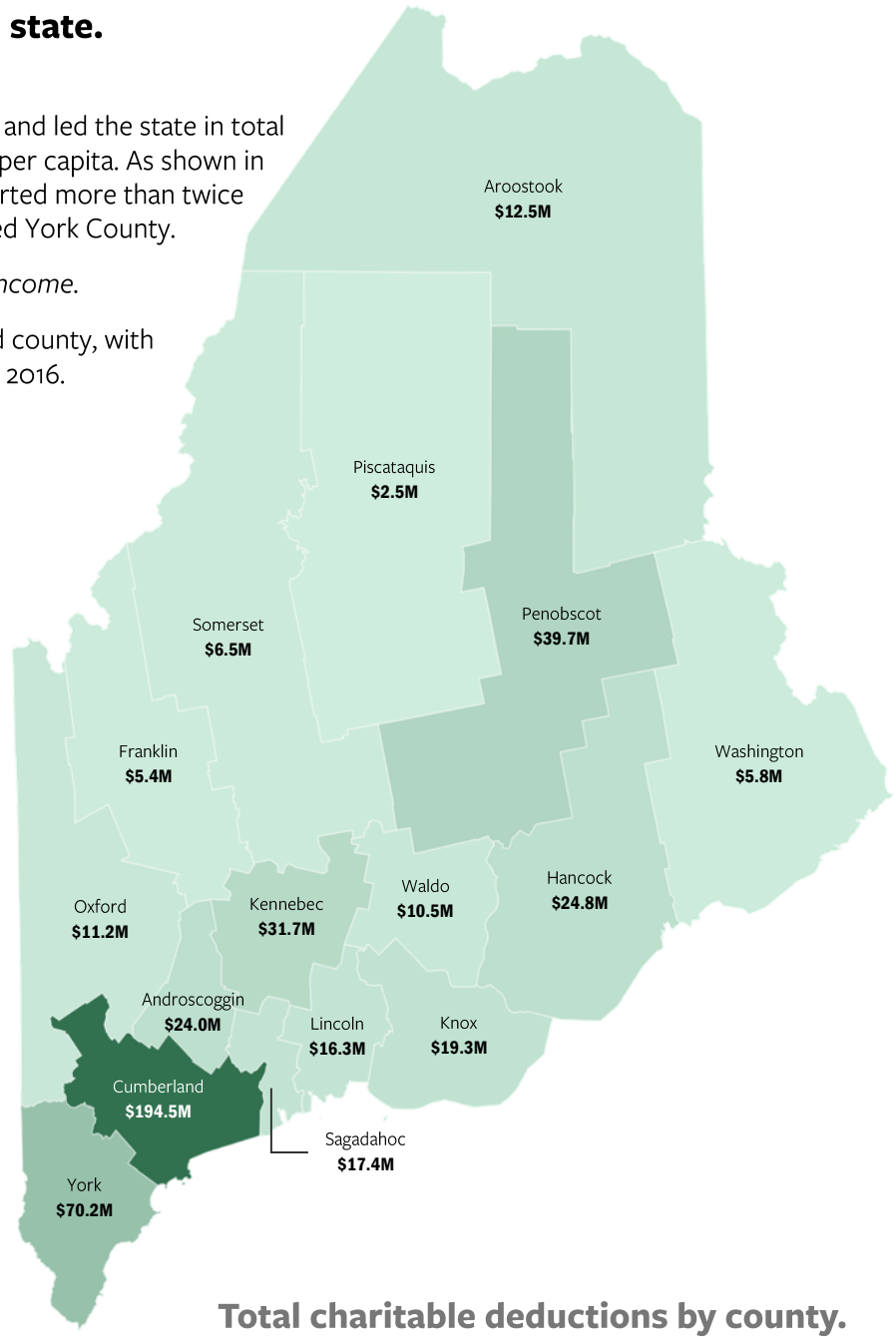
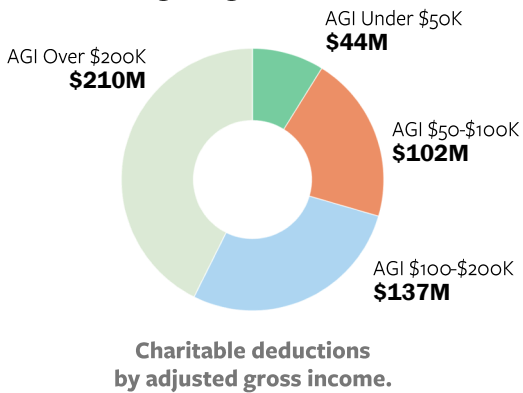
There is currently no comprehensive public information about how Mainers give charitable dollars. Donations may remain local or be given to support work elsewhere in the U.S. or around the world.

For context, according to “Giving USA,” in 2017 the majority of all charitable dollars nationally went to:

- Religion (31%)
- Education (14%)
- Human services (12%)
- Gifts to foundations (11%)
- Health (9%)

Five additional categories received the remaining 23% of contributions.

Mainers at all income levels report charitable giving.



Total charitable deductions by county.

Mainers reported giving an average of \$3,643 in 2016.

This represents an increase of 6% from 2015 to 2016—and an increase of nearly 22% over five years.

When it comes to average annual giving, Maine ranked 50 out of 51 nationally in 2016. Rhode Island ranked 51st.

AT RIGHT
Average annual charitable deduction compared to our New England neighbors and the national average.

